

## Accessing Subscription Data

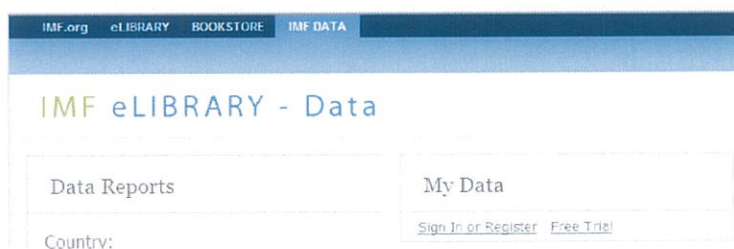
This guide provides step by step instructions for accessing subscription data. In this guide, you'll learn how to:

- Access subscription data via your institution, individual subscription, a free trial or, for journalists, via the IMF's Online Media Briefing Center.
- Sign up for a subscription or free trial.
- Troubleshoot access issues.

### A. How to Access Subscription Data for an Existing Subscription

There are four ways to obtain access to subscription data.

1. An institution where you work or study may have a subscription, in which case you will automatically have access to subscription data when you are accessing the IMF eLibrary Data site from within the institution's IT network.
2. You may have purchased an individual subscription, which allows you to access subscription data when you sign in to the IMF eLibrary Data site with your username and password.
3. You may have signed up for a free trial, which allows you to access subscription data for a limited time when you sign in to the IMF eLibrary Data site with your username and password.
4. You are a journalist with IMF accreditation. You can access subscription data on the IMF eLibrary Data site by first signing into the OMBC (Online Media Briefing Center) and then clicking on the "IMF Statistics" link.



## B. Sign up for a Subscription or Free Trial

To discuss obtaining institutional access to IMF eLibrary Data, please contact the IMF's External Relations Department at (EXR TO PROVIDE CONTACT DETAILS).

To sign up for an individual subscription to IMF eLibrary Data, please fill out this [online form](#) or contact one of the individuals listed for more information.

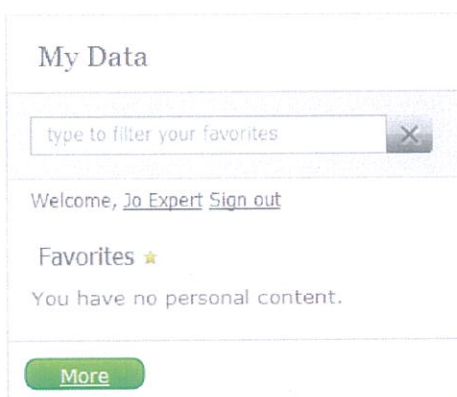
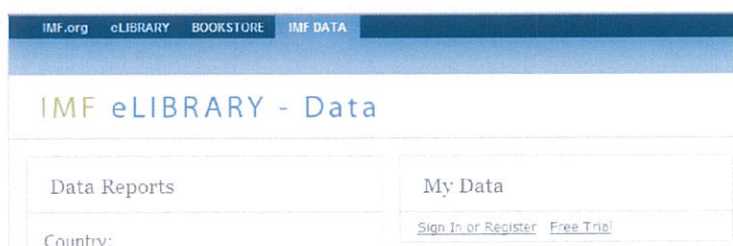
To register for a free trial, please click on [this link](#).

For professional journalists seeking accreditation, please complete and submit [this form](#).

## C. Troubleshoot Access Issues

### Step 1: Find out what you are currently able to access.

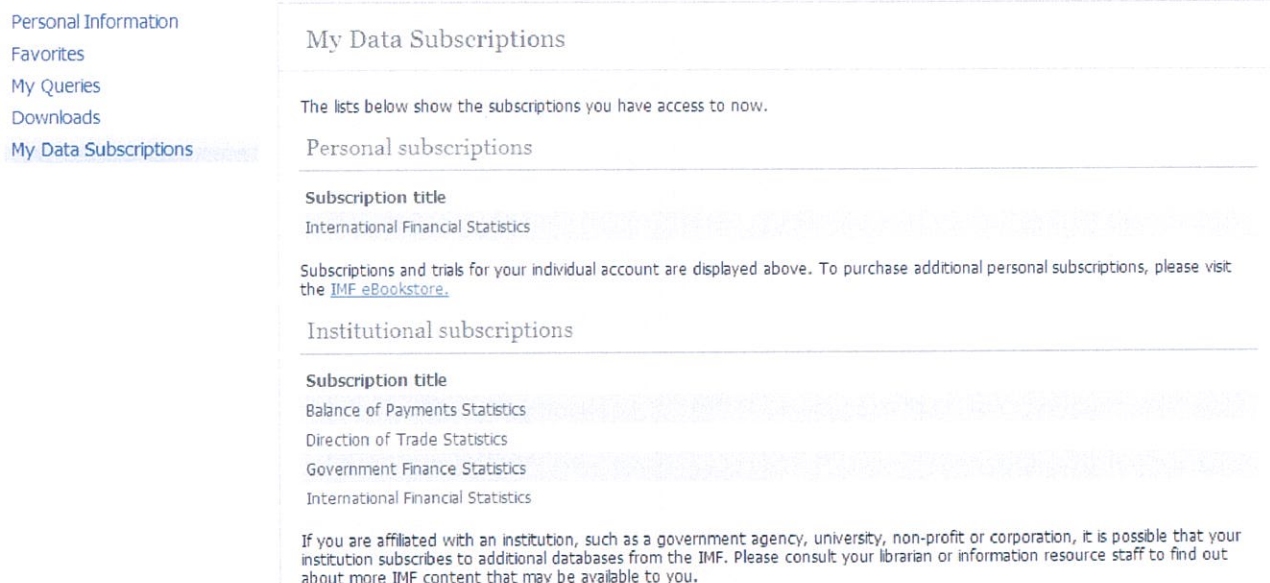
The easiest way to do this requires a username and password. If you do not already have an eLibrary Data username, click on the Sign In or Register link to register on the site (this is free and does not require a subscription). By registering, you also gain access to additional features, such as saving and sharing your own queries, access to bulk downloads, and the ability to save your favorite data reports.



Once you have signed in, click on the More button at the bottom of the My Data box on the homepage. This will take you through to your own personal My Data section of the site.

Click on the My Data Subscriptions menu item, and you will see a list of the data subscriptions you have access to. If no subscriptions are visible, that means you do not currently have any access to any data subscriptions.

Items listed under the “Personal subscriptions” title are those that you have access to because you have purchased a personal subscription or are currently undertaking a free trial. Items listed under “Institutional subscriptions” are those that you have access to via the IT network you are accessing the eLibrary Data site from.



Personal Information  
Favorites  
My Queries  
Downloads  
My Data Subscriptions

### My Data Subscriptions

The lists below show the subscriptions you have access to now.

#### Personal subscriptions

**Subscription title**  
International Financial Statistics

Subscriptions and trials for your individual account are displayed above. To purchase additional personal subscriptions, please visit the [IMF eBookstore](#).

#### Institutional subscriptions

**Subscription title**  
Balance of Payments Statistics  
Direction of Trade Statistics  
Government Finance Statistics  
International Financial Statistics

If you are affiliated with an institution, such as a government agency, university, non-profit or corporation, it is possible that your institution subscribes to additional databases from the IMF. Please consult your librarian or information resource staff to find out about more IMF content that may be available to you.

If your subscriptions all appear on this list, that means you have access to all the data these subscriptions contain. If you are still having issues accessing the data you want, please refer to the other help guides on the IMF eLibrary Data [help page](#).

If you believe there are subscriptions that you should have access to, but they do not appear on this list, please move to Step 2.

## **Step 2: Find out what you should have access to.**

To find out what your institution subscribes to, please contact your institution’s library or information service. They will be able to tell what products the organization subscribes to, and help you with any special access requirements for your institution.

Individual subscribers can find out what subscriptions are currently valid by signing in to your account on the [IMF Online Bookstore](#). Once you are signed in, click on the Subscriptions link on the right side of the page to see a list of your current subscriptions.

Trial users can find out what trial subscriptions are currently still running by emailing [publications@imf.org](mailto:publications@imf.org).

Online Media Briefing Center users should have access to all subscription data as long as they reached IMF eLibrary Data by clicking through from the link on the OMBC site.

### **Step 3: How to Get Access to Missing Subscriptions**

If you are still not sure that you have access to all the data you should, or you know that some data products are missing from your subscription, please email [publications@imf.org](mailto:publications@imf.org). The information you provide on this form will go directly to our publications support team, and will also provide them with some key technical information that will help them address your issues as quickly as possible.